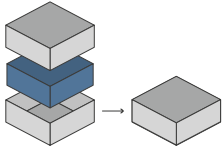




ORGANIZER - COMPATIBLE WITH ZOMBICIDE: UNDEAD OR ALIVE



Designed to fit into the game box; flush closure is guaranteed. Progettato per inserirsi all'interno della scatola del gioco; garantisce chiusura a filo*



Designed for both sleeved and unsleeved cards. Adatto sia per carte imbustate che non imbustate*

29.5 x 29.5 x 9.7 cm 

Size of assembled organiser
Dimensioni organizer assemblato

ORGANIZER CAPACITY

1x miniature box, with dedicated rails to fit all game miniatures; 1x deck holder with removable dividers; 1x setup tray, with dedicated slots; 1x various token tray; 6x player pin trays. 1x rastrelliera per ospitare tutte le miniature del gioco, con slot dedicati; 1x portacarte con divisori rimovibili; 1x setup tray, con slot singoli dedicati; 1x scatola per token vari; 6x scatoline per pin giocatore.



* Any doubt? Check out our FAQ page or download the digital version of the instructions on our website!

All trademarks and copyrights are the property of their respective owners.
This product is not a toy. Contains small parts that can be swallowed or inhaled. 14+



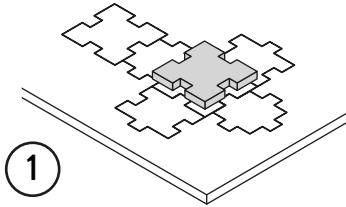


ORGANIZER - COMPATIBLE WITH
ZOMBICIDE: UNDEAD OR ALIVE

TUTORIAL - THE DICETROYERS DICE!

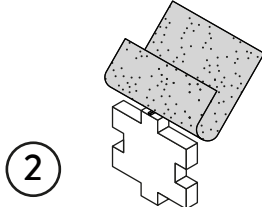
Among the pieces to assemble, you'll find a dice. This is not part of the organizer, but it can be a good starting point to practice!

Tra i materiali da assemblare troverai un dado. Questo componente non fa parte dell'organizer, né del gioco, ma è un ottimo punto di partenza per fare un po' di pratica.



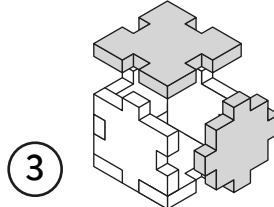
1

Gently take off
 all the pieces.
Stacca delicatamente
 dal foglio tutti i pezzi.



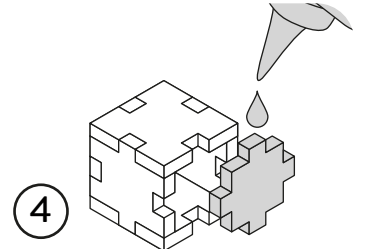
2

If necessary, use sand paper to
 smoothen the borders.
 Se necessario rifila con carta
vetrata per legno eventuali
 imperfezioni dei pezzi.



3

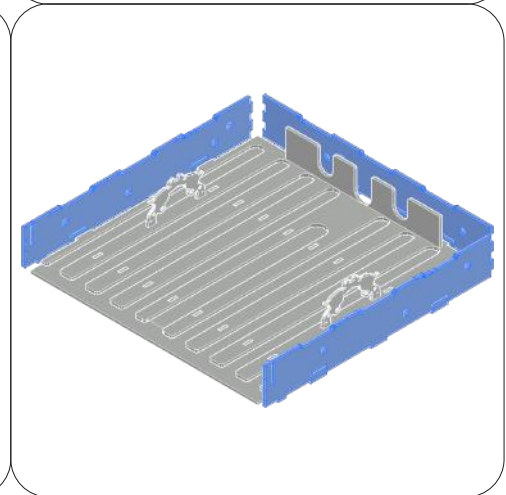
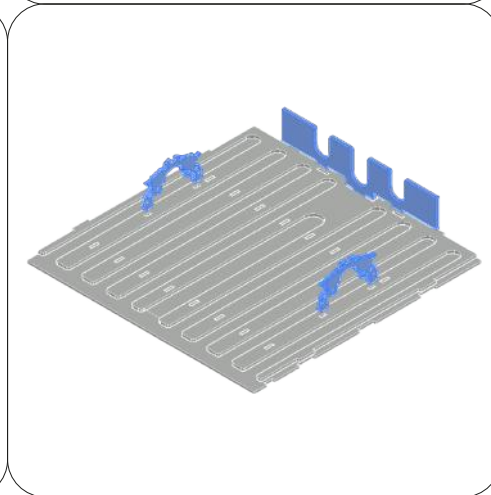

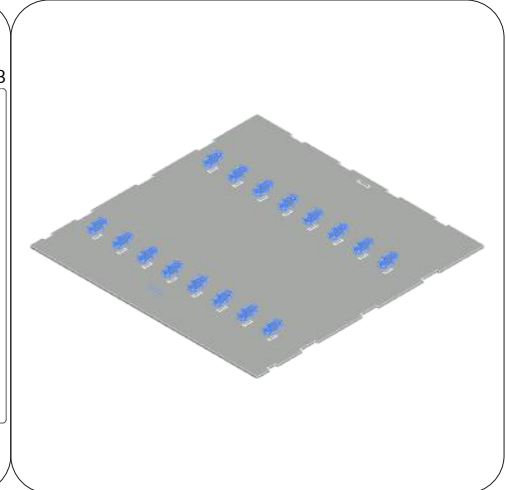
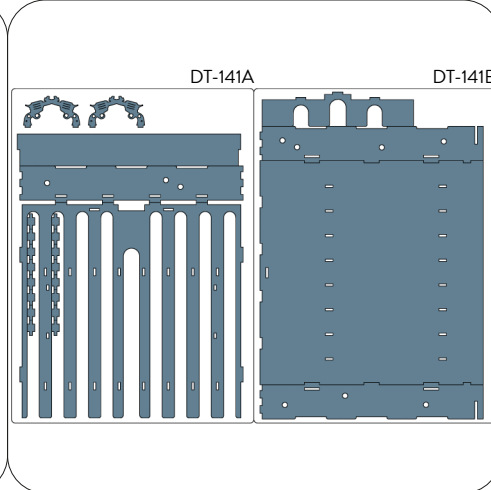

Get familiar with
 all the pieces
 and check the correct assembly
sequence.
 Prendi familiarità con tutti
 i pezzi, per assicurarti
che la sequenza di assemblaggio sia
corretta.

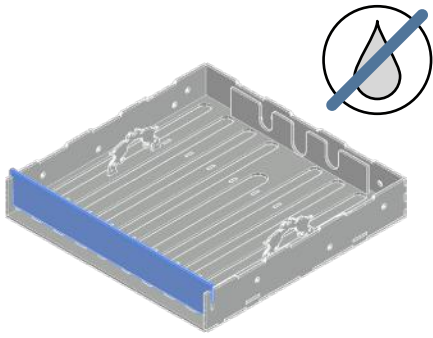


4

Once verified the correct assembly
 sequence, just add a small quantity
of PVA glue on every joint.
 Dopo aver verificato
 la sequenza di assemblaggio
 aggiungi una piccola quantità di
colla vinilica su tutti
 gli incastri per garantirne
 la durata nel tempo.

INSTRUCTIONS





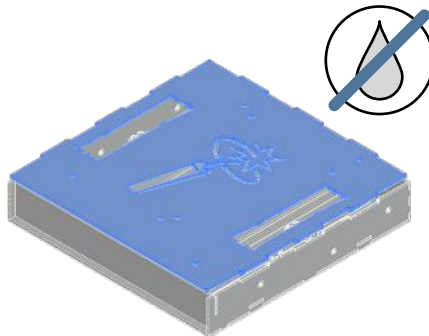

NOTE: Don't use glue on this joint; this piece can be removed during the game. Non usare colla su questo incastro, pezzo rimovibile durante il gioco.




NOTE: The central lane is slightly wider to accommodate these walkers. La corsia centrale è leggermente più larga per ospitare questi walkers.



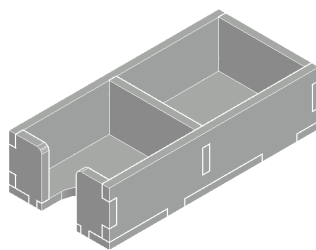
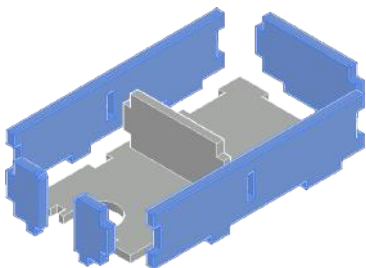
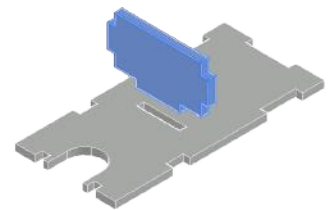

NOTE: Slot for Abomination, Thomas and the Gatling Gun . Slot per Abominio, Thomas e fucile Gatling.



NOTE: Don't use glue on this joint; this piece can be removed during the game. Non usare colla su questo incastro, pezzo rimovibile durante il gioco.

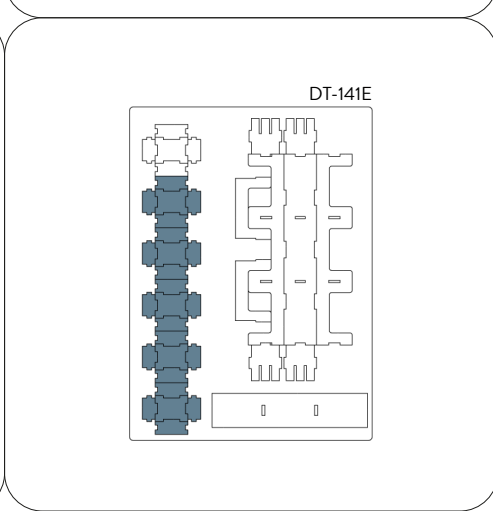
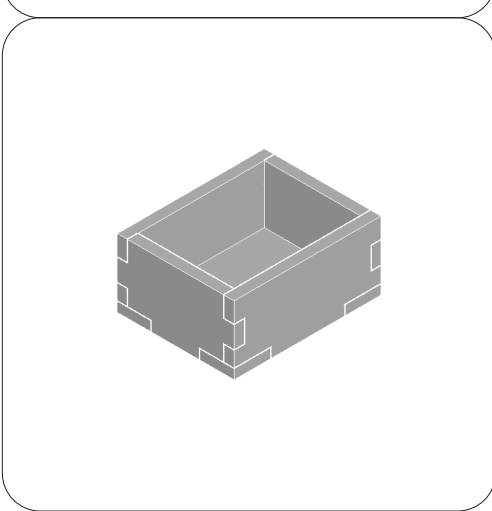
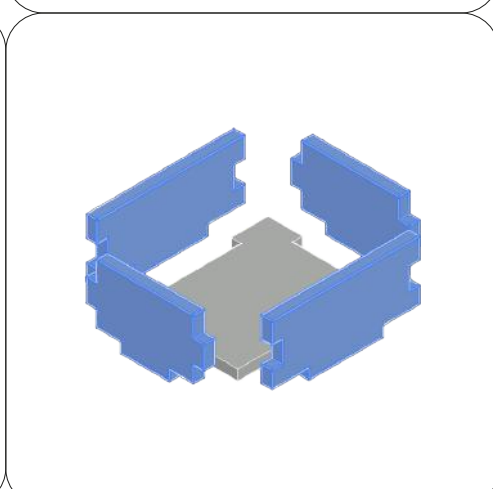
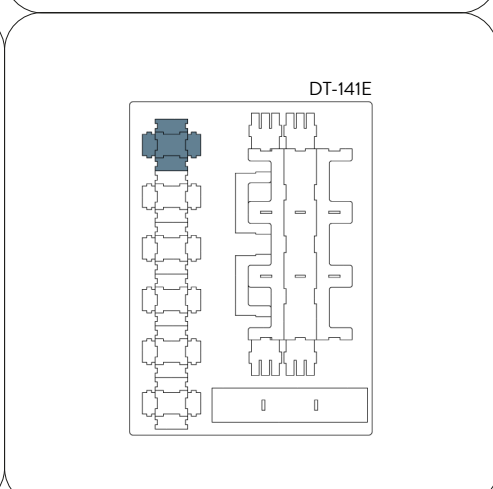
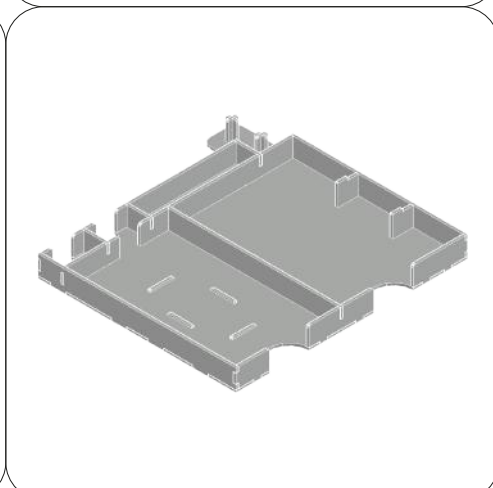
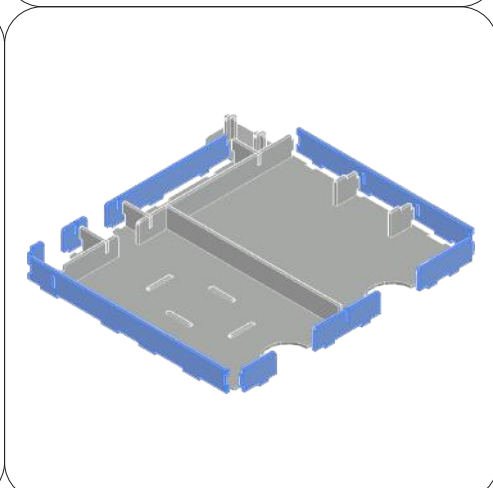
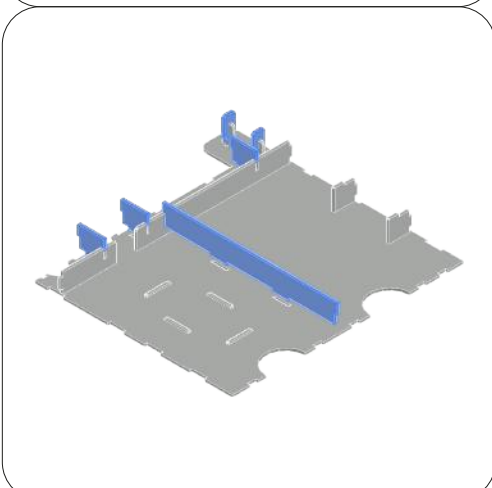
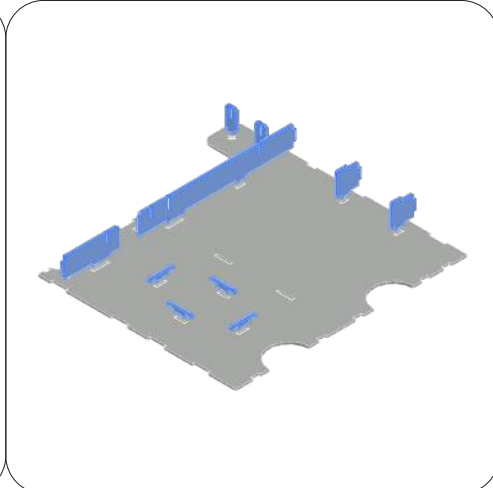
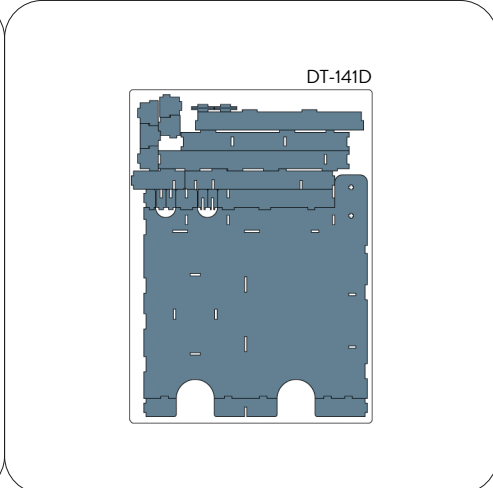


B



C



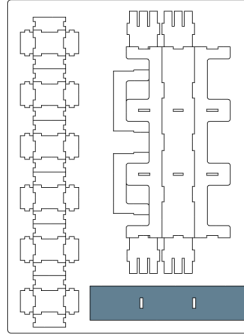


E




NOTE: Pay attention to the reboxing sequence on the last page of the instructions to see where to place this piece. Presta attenzione alla sequenza di reboxing nell'ultima pagina delle istruzioni per vedere dove posizionare questo pezzo.

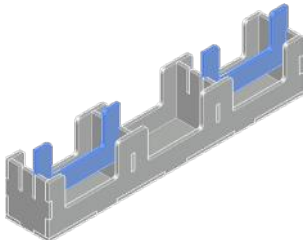
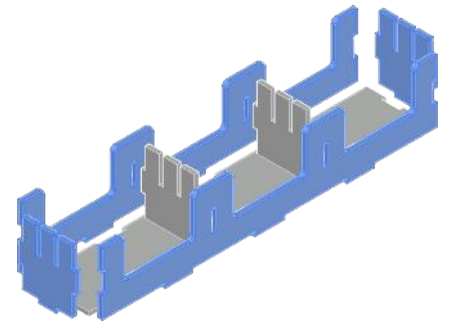

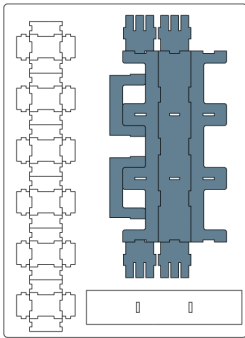
DT-141E



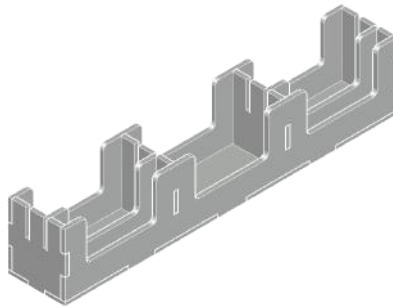
F



DT-141E



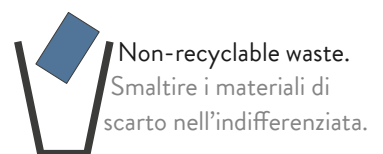
NOTE: Don't use glue on these joints; these pieces can be removed during the game.
Non usare colla su questi incastri, pezzi rimovibili durante il gioco.



REBOXING SEQUENCE!



Every piece will stay in its slot. Follow the reboxing sequence to properly store your organizer. We recommend using a h-band to avoid accidental box opening. Don't shake. Ogni componente rimarrà al suo posto. Segui la sequenza di reinserimento per riporre nella maniera corretta il tuo organizer. Consigliamo l'utilizzo di una h-band per evitare aperture accidentali. Non scuotere.



All trademarks and copyrights are the property of their respective owners.
This product is not a toy. Contains small parts that can be swallowed or inhaled. 14+