

FLAMECRAFT

- 5 PLAYER BOARDS SET -



Designed for both sleeved
and unsleeved cards. Adatto sia
per carte imbustate che non imbustate*

22.5 x 20.8 x 0.6 cm




Size of each board
Dimensioni di ogni plancetta

COMPONENTS

5x player boards, with dedicated slots for resource tokens, coins, cards and end turn discards.

5x plancette giocatore, con slot dedicati per token merce, monete, carte e scarti di fine turno.



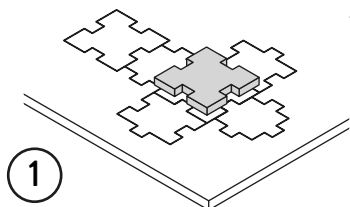
* Any doubt?
Check out our FAQ page
or download the digital
version of the instructions
on our website!

All trademarks and copyrights are the property of their respective owners.
This product is not a toy. Contains small parts that can be swallowed or inhaled. 14+



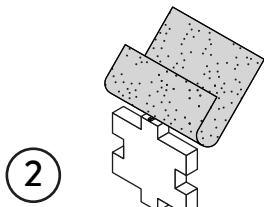


FLAMECRAFT 5 PLAYER BOARDS SET



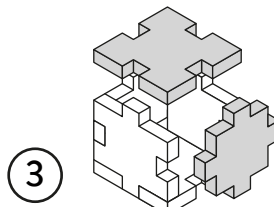
1

Gently take off
all the pieces.
Stacca delicatamente
dal foglio tutti i pezzi.



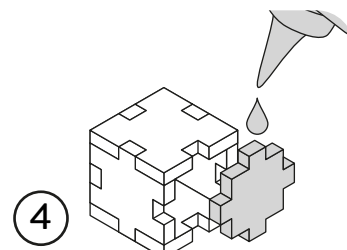
2

If necessary, use sand paper to
smoothen the borders.
Se necessario rifila con carta
vetrata per legno eventuali
imperfezioni dei pezzi.



3

Get familiar with
all the pieces
and check the correct assembly
sequence.
Prendi familiarità con tutti
i pezzi, per assicurarti
che la sequenza di assemblaggio sia
corretta.



4

Once verified the correct assembly
sequence, just add a small quantity
of PVA glue on every joint.
Dopo aver verificato
la sequenza di assemblaggio
aggiungi una piccola quantità di
colla vinilica su tutti
gli incastri per garantirne
la durata nel tempo.


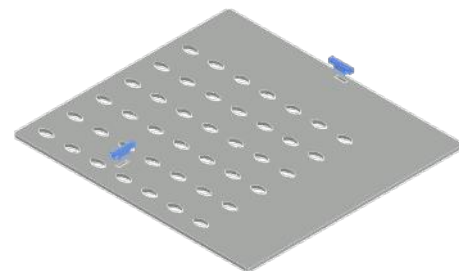
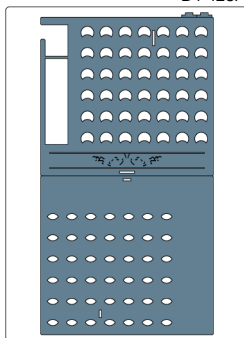
INSTRUCTIONS

A



5x

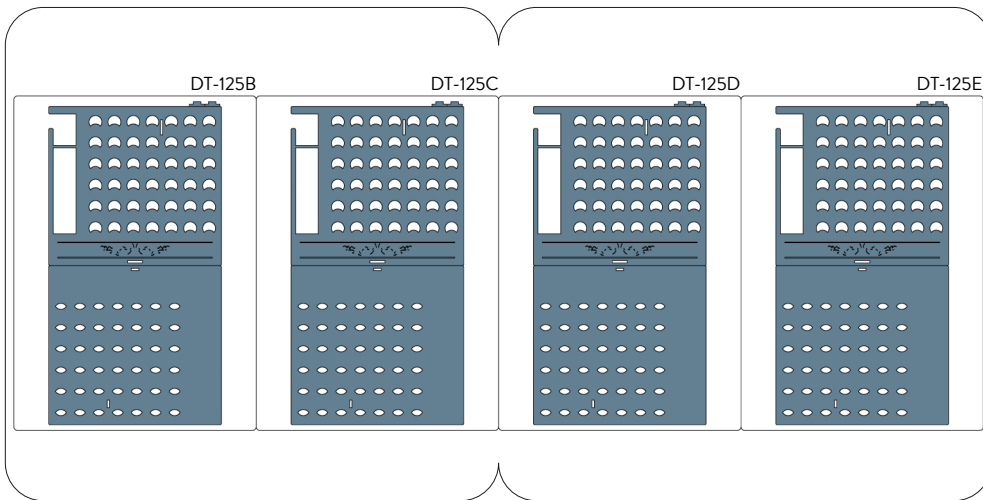


DT-125A



NOTE: Don't use glue on red areas. Stick the
area marked in green. Non usare colla sulle
aree rosse. Incollare l'area segnalata in verde.





Non-recyclable waste.

Smaltire i materiali di scarto nell'indifferenziata.

All trademarks and copyrights are the property of their respective owners.
This product is not a toy. Contains small parts that can be swallowed or inhaled. 14+