

# ORGANIZER - COMPATIBLE WITH BUILDING BOARD FOR PUERTO RICO (2020)



NOTE: Accessory compatible with our product: Puerto Rico (2020).  
Accessorio compatibile con il nostro prodotto: Puerto Rico (2020).

77

Pieces to assemble  
Pezzi da assemblare

20.75 x 26.55 x 1.2 cm

Size once assembled  
Dimensioni assemblato

## ORGANIZER CAPACITY

Small and big buildings board, with height adjustments based on the number of buildings and dividers, it can be placed over game building cardboard. Compatible with, and insertable into the original game's box.

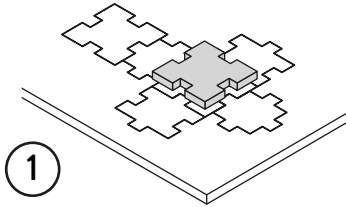
Plancia per edifici grandi e piccoli, con alzi dimensionati in base al numero di edifici e divisori ad hoc. Posizionabile sopra il tabellone edifici originale del gioco. Inseribile nella scatola del gioco.



\* Any doubt?  
Check out our FAQ page or download the digital version of the instructions on our website!

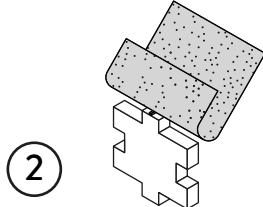
All trademarks and copyrights are the property of their respective owners.  
This product is not a toy. Contains small parts that can be swallowed or inhaled. 14+

# ORGANIZER - COMPATIBLE WITH BUILDING BOARD FOR PUERTO RICO (2020)



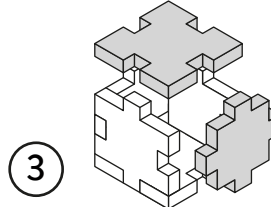
1

Gently take off  
all the pieces.  
Stacca delicatamente  
dal foglio tutti i pezzi.



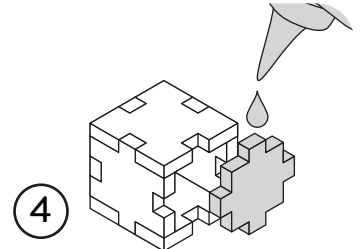
2

If necessary, use sand paper to  
smoothen the borders.  
Se necessario rifila con carta  
vetrata per legno eventuali  
imperfezioni dei pezzi.



3

Get familiar with  
all the pieces  
and check the correct assembly  
sequence.  
Prendi familiarità con tutti  
i pezzi, per assicurarti  
che la sequenza di assemblaggio sia  
corretta.



4


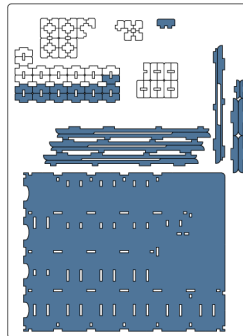
Once verified the correct assembly  
sequence, just add a small quantity  
of PVA glue on every joint.  
Dopo aver verificato  
la sequenza di assemblaggio  
aggiungi una piccola quantità di  
colla vinilica su tutti  
gli incastri per garantirne  
la durata nel tempo.

## INSTRUCTIONS


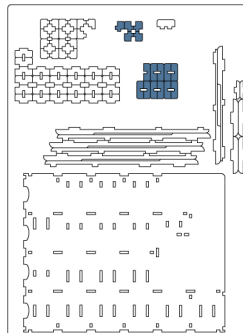
A

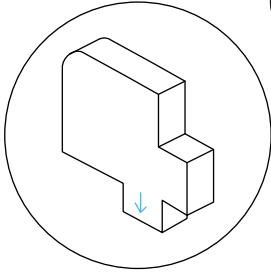


DT-84A




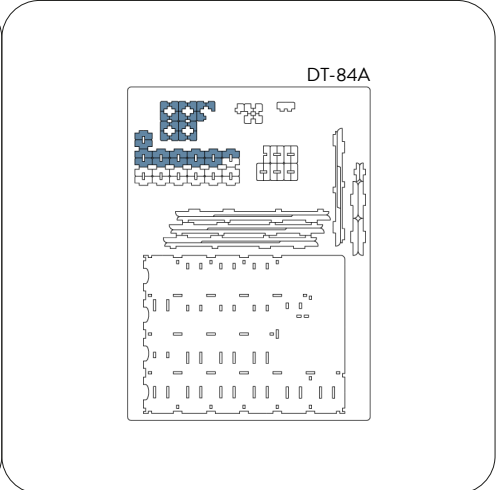
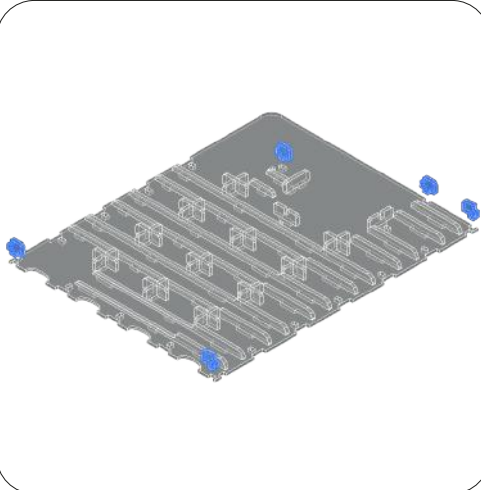


DT-84A





**NOTE:** When you assemble these joints make sure the arrow is pointing down.  
Quando monti questi incastrati assicurati che la freccia sia rivolta verso il basso.





## REBOXING SEQUENCE!

If you purchased the Puerto Rico (2020) organizer and Building Board separately, follow this reboxing sequence to store everything in the game box. The building board replaces the organizer's lifted base. Se hai acquistato separatamente l'organizer per Puerto Rico (2020) e la Building Board, segui questa sequenza di reboxing per riporre il tutto nella scatola del gioco. La plancia edifici sostituisce la base alzata dell'organizer.



Every piece will stay in its slot. Follow the reboxing sequence to properly store your organizer. We recommend using a h-band to avoid accidental box opening. Don't shake. Ogni componente rimarrà al suo posto.

Segui la sequenza di reinserimento per riporre nella maniera corretta il tuo organizer. Consigliamo l'utilizzo di una h-band per evitare aperture accidentali. Non scuotere.



All trademarks and copyrights are the property of their respective owners.  
This product is not a toy. Contains small parts that can be swallowed or inhaled. 14+