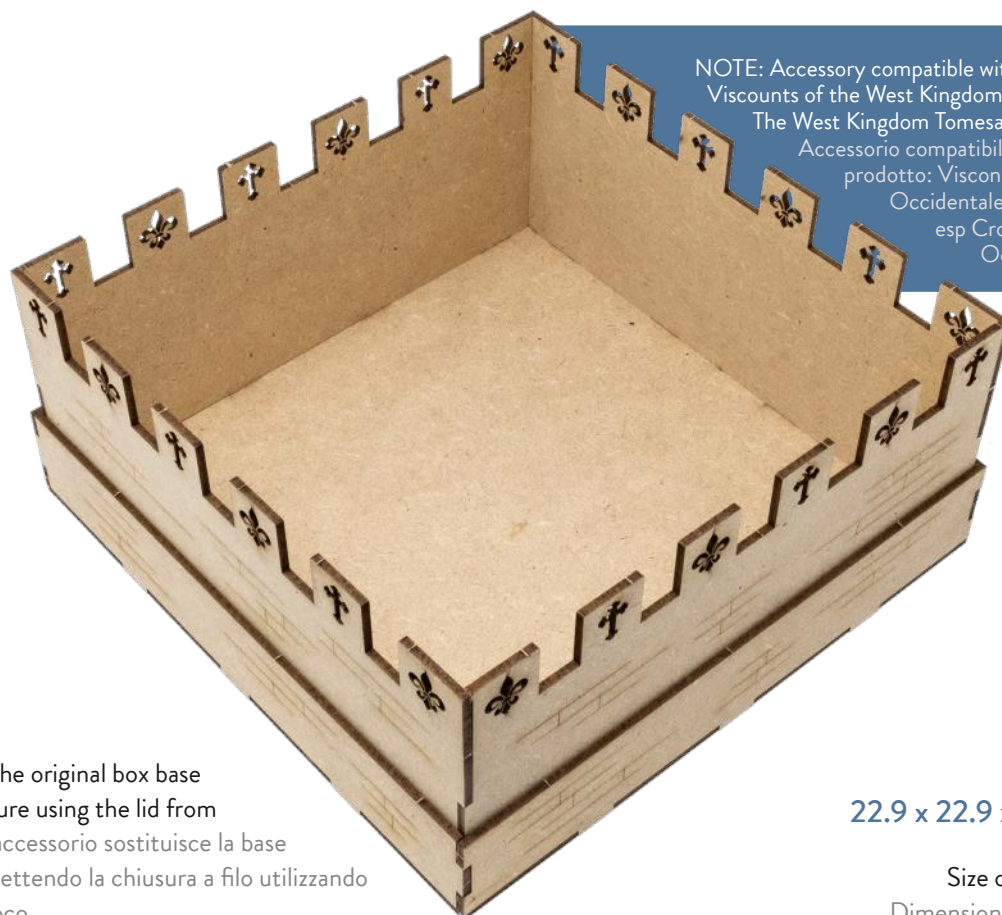
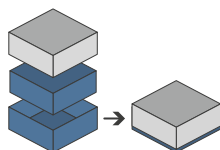




## ORGANIZER - COMPATIBLE WITH VISCOUNTS OF THE WEST KINGDOM - LIFTED BASE



NOTE: Accessory compatible with our product: Viscounts of the West Kingdom (Base game or with The West Kingdom Tomesaga exp).  
Accessorio compatibile con il nostro prodotto: Visconti del Regno Occidentale (Gioco Base o con esp Cronache del Regno Occidentale).



This accessory will replace the original box base and will allow a perfect closure using the lid from the original game. Questo accessorio sostituisce la base della scatola del gioco permettendo la chiusura a filo utilizzando il coperchio originale del gioco



9 Pieces to assemble  
Pezzi da assemblare

22.9 x 22.9 x 10.4 cm



Size of assembled organiser  
Dimensioni organizer assemblato

### ORGANIZER CAPACITY

1x lifted base to house the organizer for Viscounts of the West Kingdom (base game or with The West Kingdom Tomesaga expansion) and game components and close everything flush with the original game's lid; the double layered base guarantees strength, stability and a perfect closure of the box. 1x base con alzata per alloggiare l'organizer di Visconti del Regno Occidentale (Gioco Base o con esp Cronache del Regno Occidentale), relativi componenti dei giochi e, utilizzando il coperchio originale del gioco, chiudere tutto a filo; il doppio strato della base garantisce robustezza, stabilità e una chiusura perfetta della scatola.



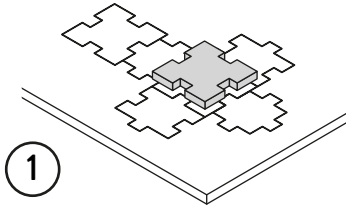

Any doubt?  
Check out our FAQ page or download the digital version of the instructions on our website!

All trademarks and copyrights are the property of their respective owners.  
This product is not a toy. Contains small parts that can be swallowed or inhaled. 14+

[thedicetroyers.com](http://thedicetroyers.com) [f /thedicetroyers](https://www.facebook.com/thedicetroyers) [@ /thedicetroyers](https://www.instagram.com/thedicetroyers) [info@thedicetroyers.com](mailto:info@thedicetroyers.com)

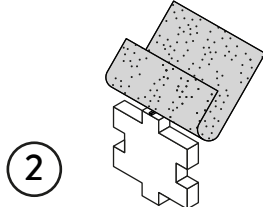


# ORGANIZER - COMPATIBLE WITH VISCOUNTS OF THE WEST KINGDOM LIFTED BASE



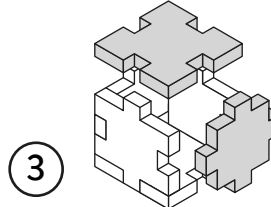
1

Gently take off  
all the pieces.  
Stacca delicatamente  
dal foglio tutti i pezzi.



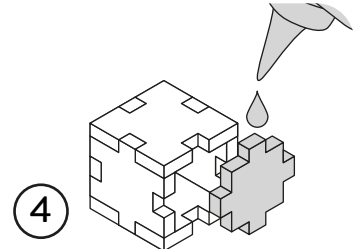
2

If necessary, use sand paper to  
smoothen the borders.  
Se necessario rifila con carta  
vetrata per legno eventuali  
imperfezioni dei pezzi.



3


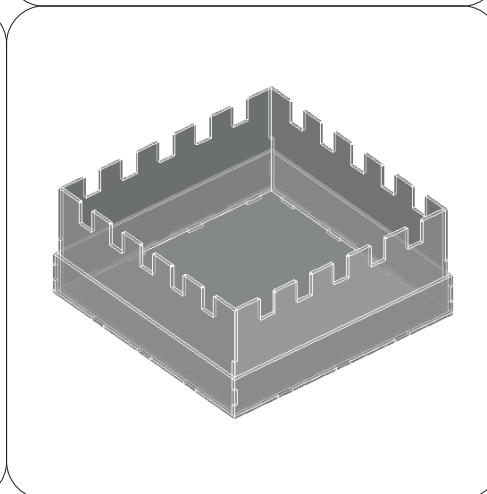
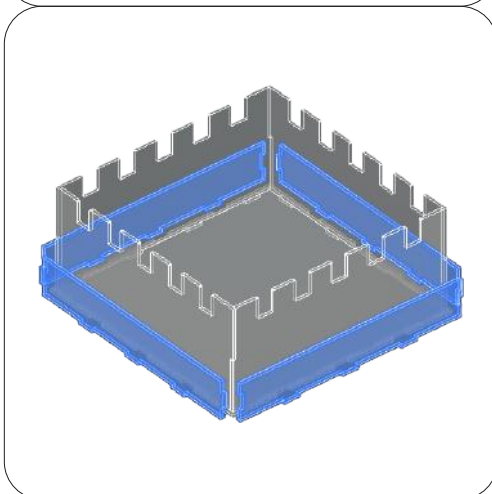
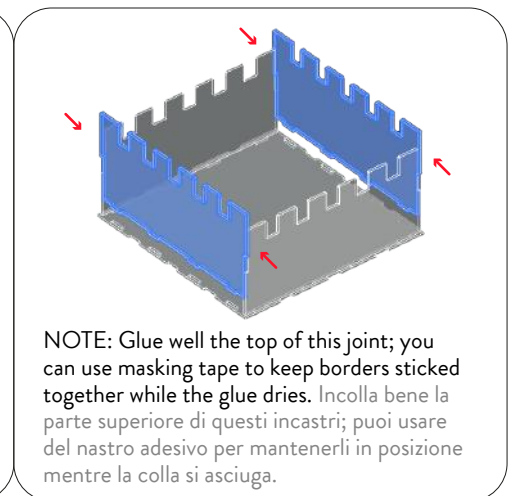
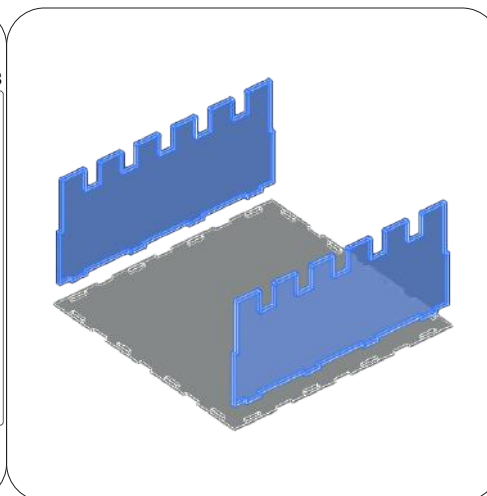
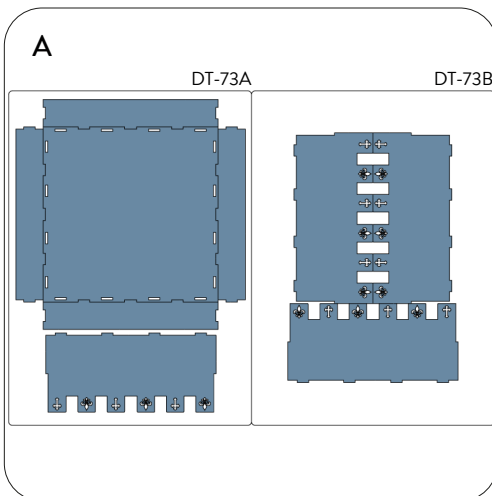
Get familiar with  
all the pieces  
and check the correct assembly  
sequence.  
Prendi familiarità con tutti  
i pezzi, per assicurarti  
che la sequenza di assemblaggio sia  
corretta.



4

Once verified the correct assembly  
sequence, just add a small quantity  
of PVA glue on every joint.  
Dopo aver verificato  
la sequenza di assemblaggio  
aggiungi una piccola quantità di  
colla vinilica su tutti  
gli incastri per garantirne  
la durata nel tempo.

## INSTRUCTIONS

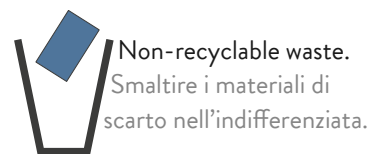


# REBOXING SEQUENCE!

To rebox the organizer in our lifted base, follow these steps, same as reboxing into the original game box.  
With our lifted base, game's lid will close flush.



Every piece will stay in its slot. Follow the reboxing sequence to properly store your organizer. We recommend using a h-band to avoid accidental box opening. Don't shake. Ogni componente rimarrà al suo posto. Segui la sequenza di reinserimento per riporre nella maniera corretta il tuo organizer. Consigliamo l'utilizzo di una h-band per evitare aperture accidentali. Non scuotere.



All trademarks and copyrights are the property of their respective owners.  
This product is not a toy. Contains small parts that can be swallowed or inhaled. 14+